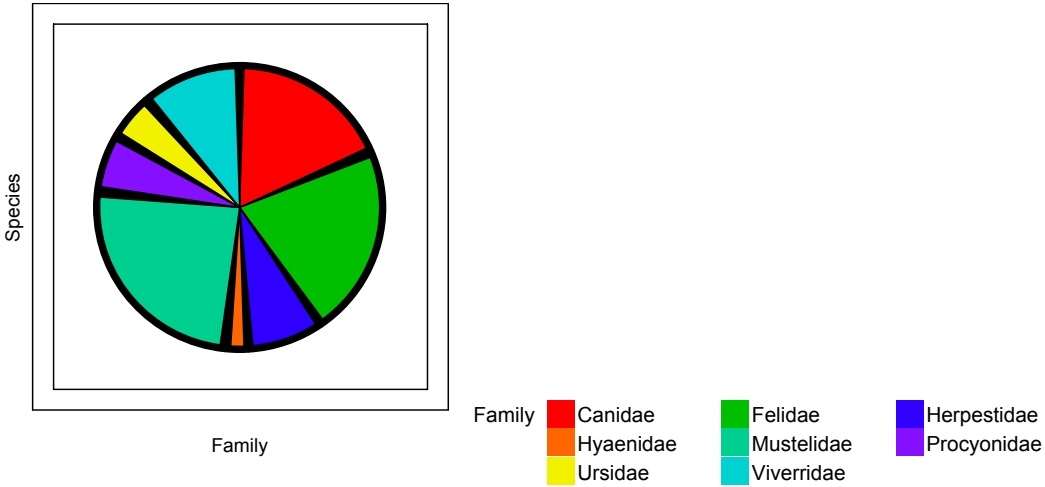
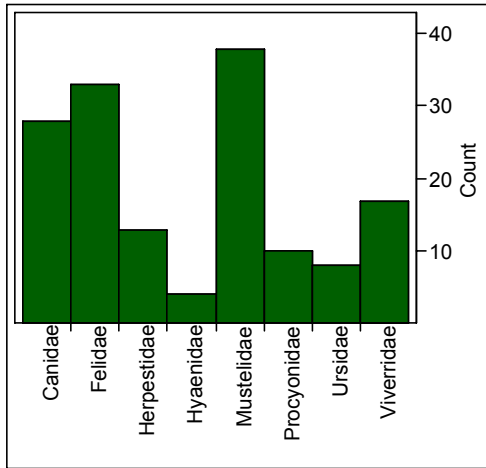


Number of Species in several Families of Carnivores

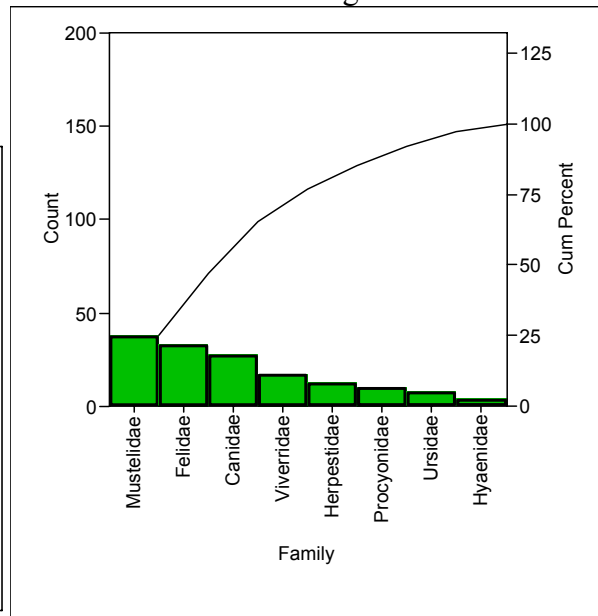
Circle Chart



Bar Chart



Pareto Diagram



Level	Count	Prob
<i>Canidae</i>	28	0.18543
<i>Felidae</i>	33	0.21854
<i>Herpestidae</i>	13	0.08609
<i>Hyaenidae</i>	4	0.02649
<i>Mustelidae</i>	38	0.25166
<i>Procyonidae</i>	10	0.06623
<i>Ursidae</i>	8	0.05298
<i>Viverridae</i>	17	0.11258
Total	151	1.00000