

Stat 101L: Lecture 3

Categorical Data

- National Opinion Research Center's General Social Survey
- In 1996 a sample of 1895 adults in the U.S. were asked the question "When is premarital sex wrong?" The participants were also asked with what religion they were affiliated.

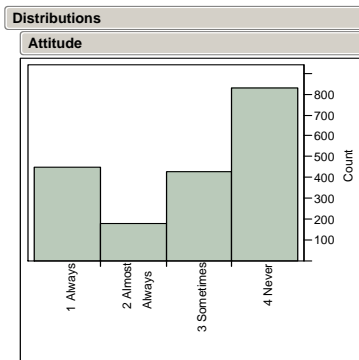
1

When is Premarital Sex Wrong?

Class	Count	%
Always	452	23.85
Almost Always	183	9.66
Sometimes	429	22.64
Never	831	43.85
Total	1895	100

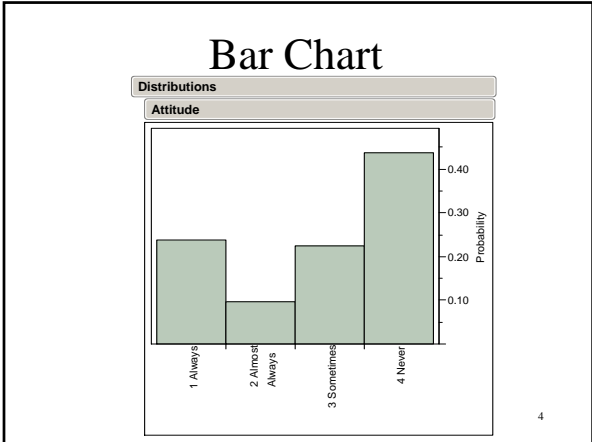
2

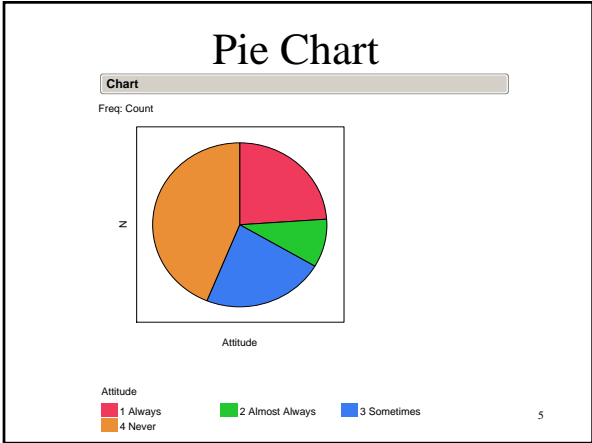
Bar Chart



3

Stat 101L: Lecture 3





When is Premarital Sex Wrong?

Religion	Always	Almost Always	Sometimes	Never	Total
Catholic	62	37	120	226	445
Jewish	0	3	14	34	51
Protestant	355	117	227	384	1083
None	20	13	45	147	225
Other	15	13	23	40	91
Total	452	183	429	831	1895

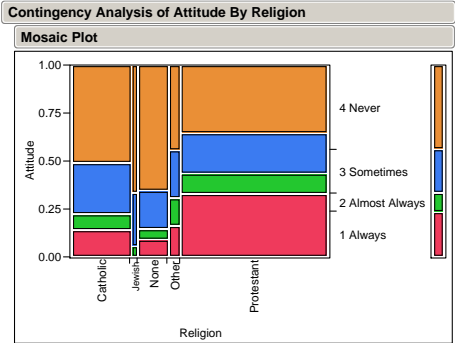
Stat 101L: Lecture 3

When is Premarital Sex Wrong?

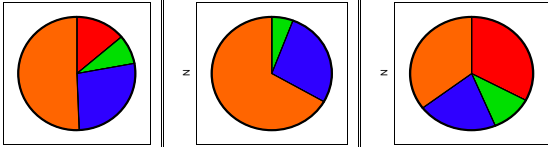
Religion	Always	Almost Always	Sometimes	Never	Total
Catholic	13.9%	8.3%	27.0%	50.8%	100%
Jewish	0.0%	5.9%	27.4%	66.7%	100%
Protestant	32.8%	10.8%	21.0%	35.4%	100%
None	8.9%	5.8%	20.0%	65.3%	100%
Other	16.5%	14.3%	25.3%	43.9%	100%

7

Mosaic Plot



Freq: Count



Attitude 1 Always (red), 2 Almost Always (green), 3 Sometimes (blue), 4 Never (orange)

Chart for Religion=Catholic | Chart for Religion=Jewish | Chart for Religion=Protestant

9
